





# ED 400



Spacing 10.0 mm  
insert required no. of poles ••  
How to order see page 6

## Ratings:

\*Approvals pending

	 *	 *	 *
	UL1059	CSA 22.2 No. 158	EN 60998
<b>Rated Voltage</b>	<b>250 VB</b>	<b>150 VB</b>	<b>760 V</b>
<b>Rated Current</b>	<b>15 A</b>	<b>7 A</b>	<b>24 A (T60)</b>
<b>Wire Size</b>	<b>AWG 22-12</b>	<b>AWG 22-14</b>	<b>2.5 mm<sup>2</sup></b>
<b>Test Voltage</b>			<b>3.5 kV</b>
<b>Rated Torque/Screw Size</b>			<b>0.5 Nm/M2.6</b>

## Rated Cross Section

Single Wire (solid)	2.5 mm <sup>2</sup>
Stranded Wire (flexible)	1.5 mm <sup>2</sup>
Stranded wire with Ferrules	1.5 mm <sup>2</sup>

## Dimensions

Spacing	10.0 mm
PCB Hole Diameter	1.3 mm
Stripped Length	7.0 mm

## Materials

Insulating Material	PA
Flammability Class	UL94 V-0
Temperature Range	-30°C/+105°C
Terminal Block	CuZn
Wire Guard	Cu
Color	Blue

